CAPITAL

LIGHTING FIXTURE COMPANY®

MEDIA LIBRARY

HOW TO ACCESS GUIDE

imagery access made easy

At Capital Lighting, we have been working diligently to get high quality product imagery created and available for you to access and use in your local marketing strategies. This guide will show you how to easily and quickly find images in our Capital Media Library.

STEP 1

Go to www.capitallightingfixture.com/marketing-materials and select the link for the section of the image library you want to look at (Not sure? Try All High Resolution Images). These links are also listed below.

LOGO FILES (JPG, EPS, PNG and more)

ALL CAPITAL/HOMEPLACE IMAGES - TIF (High Resolution)

LIFESTYLE/APPLICATION IMAGES - TIF/JPG (High Resolution)

ALL IMAGES - SQUARE JPG (1500x1500)

finding your images

The Media Library has a Search at the top that can help you narrow down the image results so you can more quickly find your needed images. For example, you could search “Pearson” and it will show you all results for that collection.

STEP 2

Use search to narrow down the image results to what you are looking for. Then select the image you want to download each image.

*NOTE: Our larger, high resolution collections may not show a “Download All” button due to massive file size. If you need help with getting all High Resolution images, please contact us. All 1500x1500 JPGs are available with a “Download All” button here.

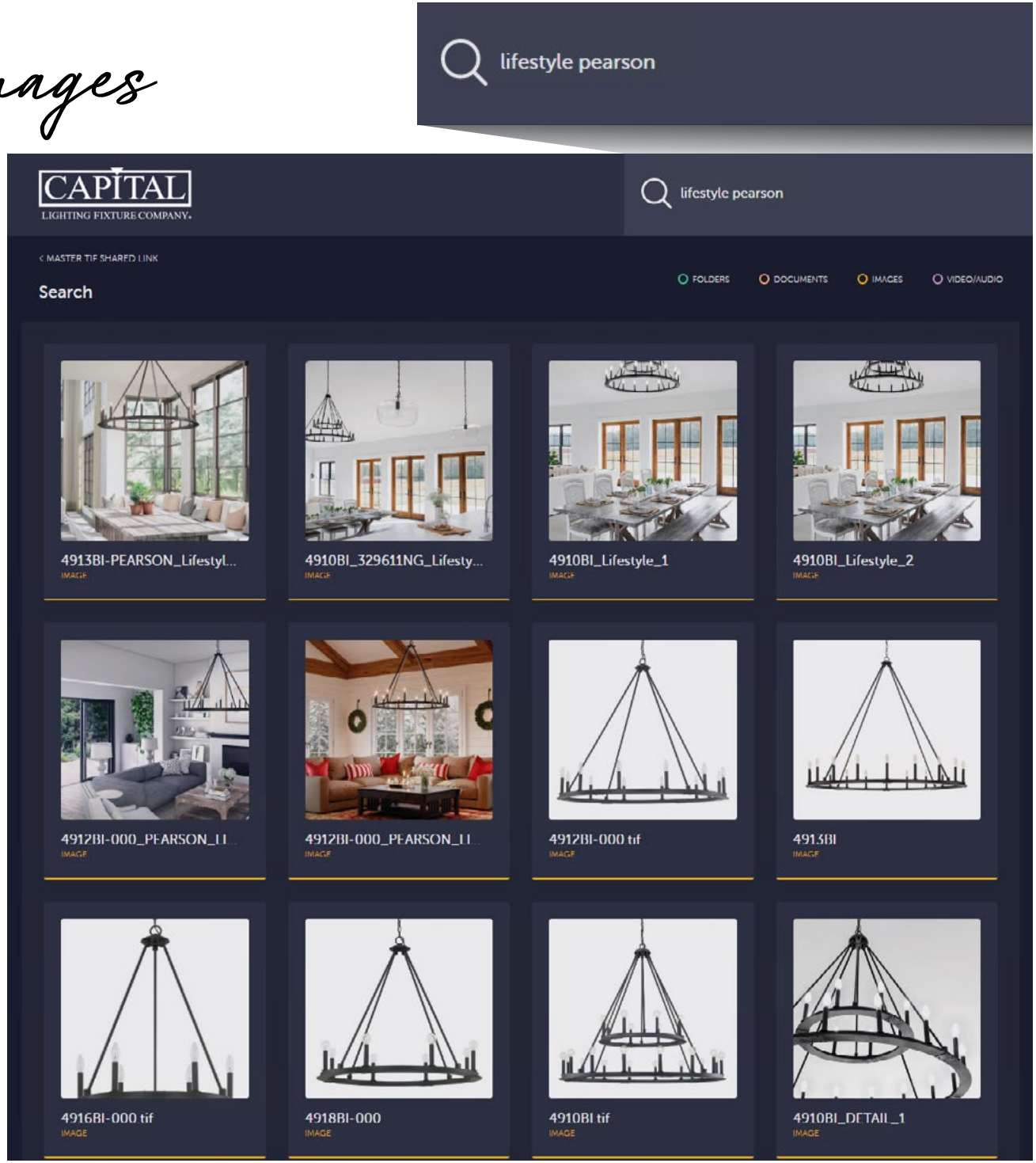

recommended search tips

You can search by all types of product data.
Here are just a few examples:

- Collection Name (Pearson, Mission-Hills)
- Finish Color (Mystic Sand, Polished Nickel)
- Item Number (429501MS)
- Room (Kitchen, Bathroom)
- Category Type (Vanity, Outdoor Wall Lantern)
- Image Type (Lifestyle)

The most accurate search results (ones that match the most of your terms) should populate first when using multiple search terms, ie Pearson Lifestyle).

*NOTE: The "Download All" button doesn't download the filtered results, it downloads everything from that library.

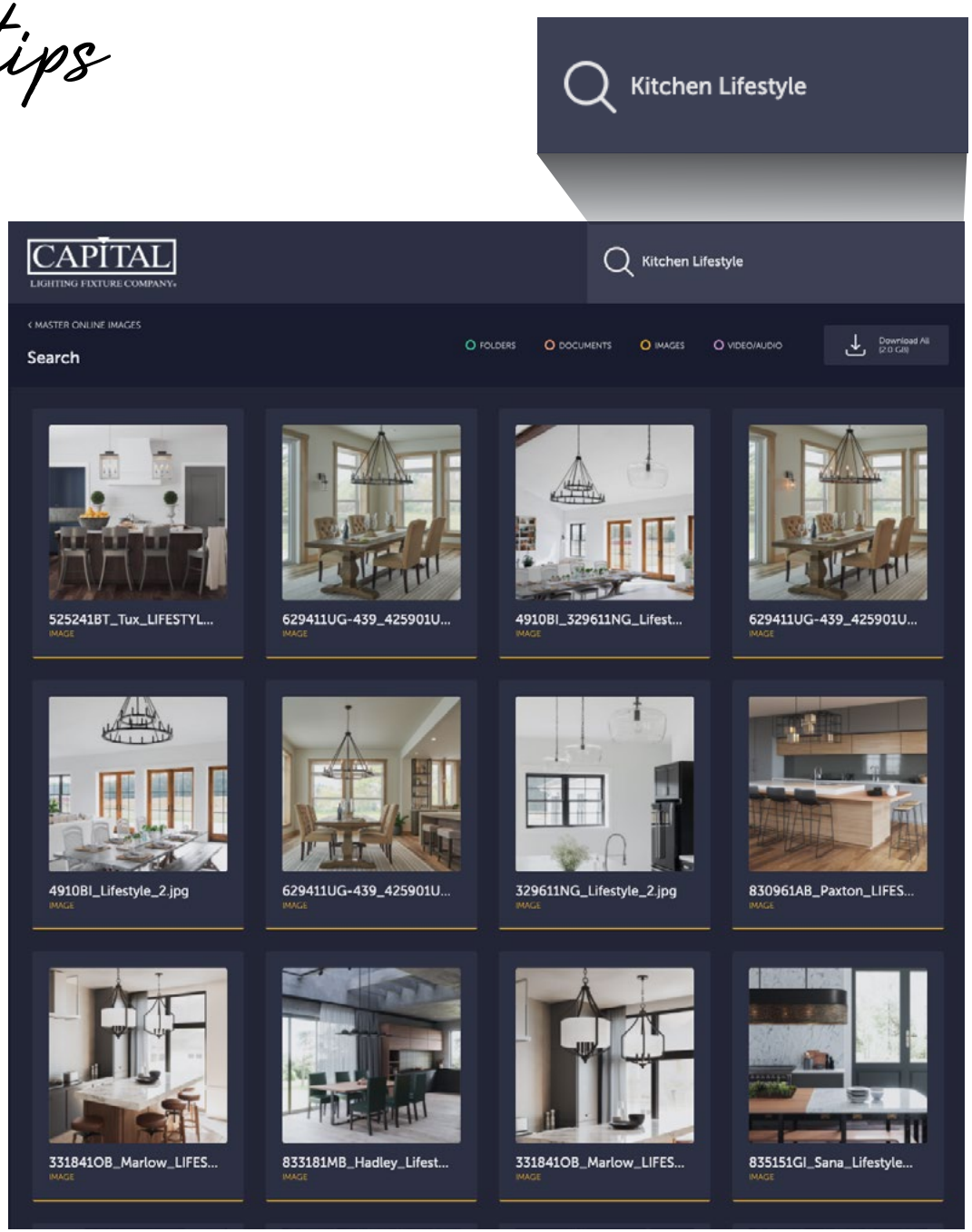

downloading your images

The library (link) you select in **Step 1** will dictate the file size of what you are downloading (ie High Resolution or JPG). If you are having trouble finding the size you need, contact marketing@captiallightingfixture.com and we can create a custom library for your needs.

STEP 3

When you have found the image you are looking for, click on it to open the image details. Then click the Download button in the upper right hand corner.

This will download the image directly to your designated Downloads folder on your computer.

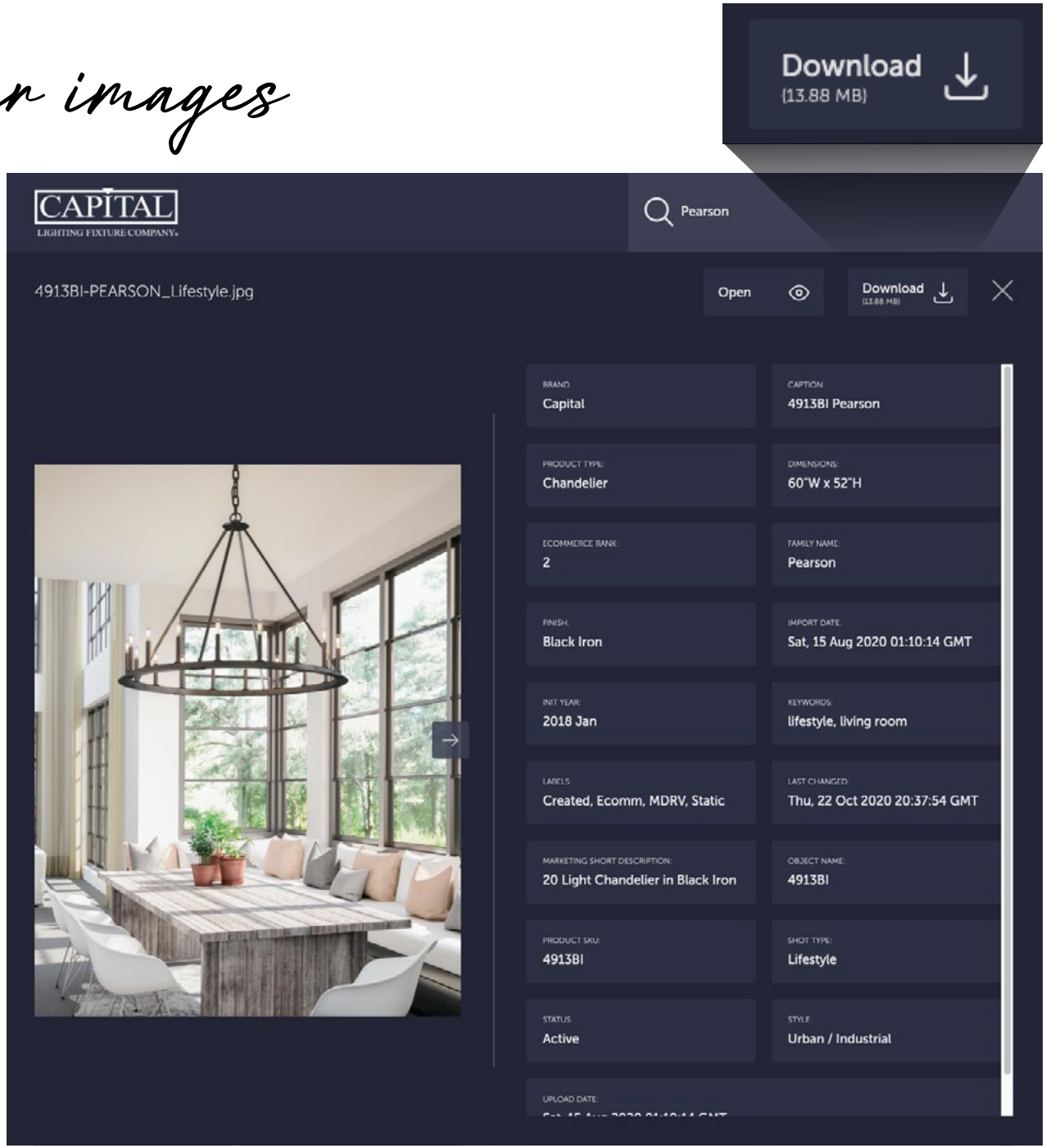

we're here to help!

If you have any issues, please email
marketing@capitallightingfixture.com,
or contact Customer Service.

www.capitallightingfixture.com